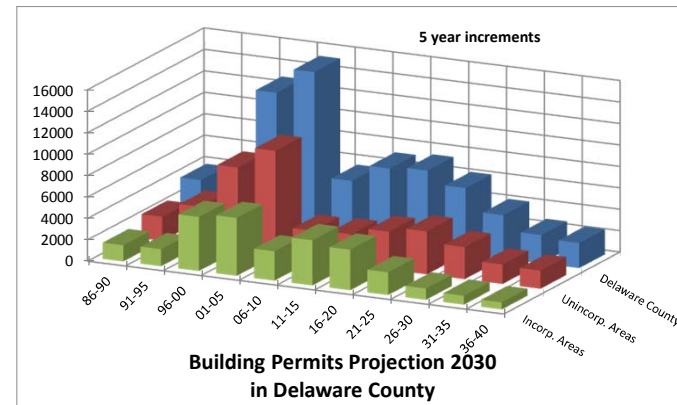
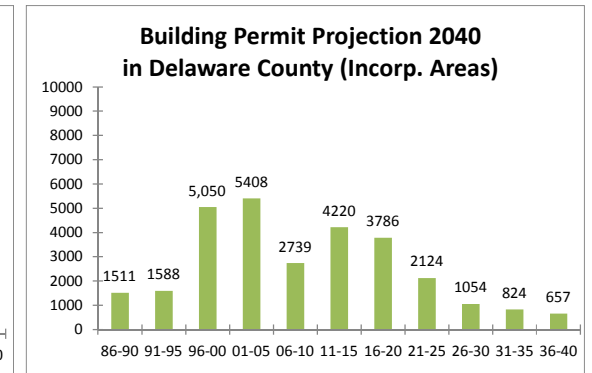
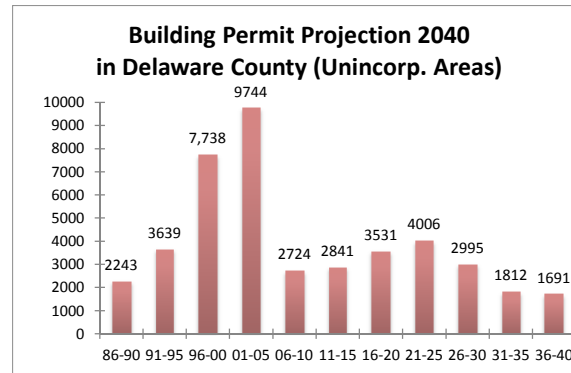
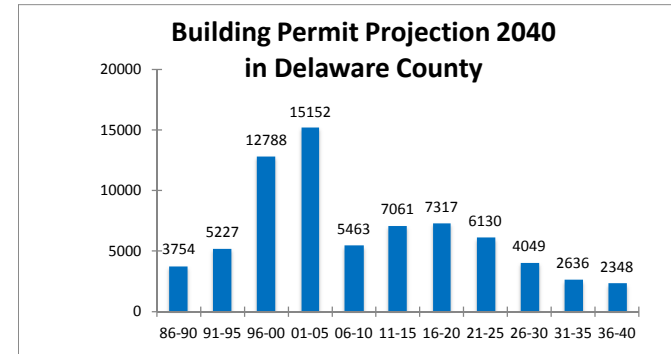


New Residential Building Permit Projections

Delaware County Building Permits Projection to the Year 2040					
Year	2016-2020	2021-2025	2026-2030	2031-2035	2036-2040
Townships					
Berkshire	301	341	319	298	278
Berlin	221	250	234	218	204
Brown	23	26	25	23	21
Concord	281	319	298	278	259
Delaware	26	29	27	26	24
Genoa	470	534	143	0	0
Harlem	112	127	119	111	104
Kingston	29	33	31	29	27
Liberty	623	707	660	616	575
Marlboro	2	3	2	2	2
Orange	1,229	1,394	912	0	0
Oxford	6	7	6	6	6
Porter	53	60	56	52	49
Radnor	28	32	29	28	26
Scioto	68	77	72	67	62
Thompson	8	9	8	8	7
Trenton	25	28	26	25	23
Troy	27	30	28	27	25
Total Unincorporated	3,531	4,006	2,995	1,812	1,691
Incorporated Areas					
Delaware	1,276	1,017	810	645	514
Galena	39	31	25	20	16
Sunbury	273	218	173	138	110
Shawnee Hills	38	30	24	19	15
Powell	728	205	0	0	0
Ashley	4	3	3	2	2
Ostrander	82	11	0	0	0
Dublin	75	60	19	0	0
Westerville	542	189	0	0	0
Columbus	729	361	0	0	0
Total Inc.	3,786	2,124	1,054	824	657
T. Inc. & Uninc.	7,317	6,130	4,049	2,636	2,348

Build-Out



(Source: Delaware County Regional Planning Commission)