

# Delaware County

## COMMUNITY PROFILE



### Columbus City (Delaware County portion)

2014 ACS

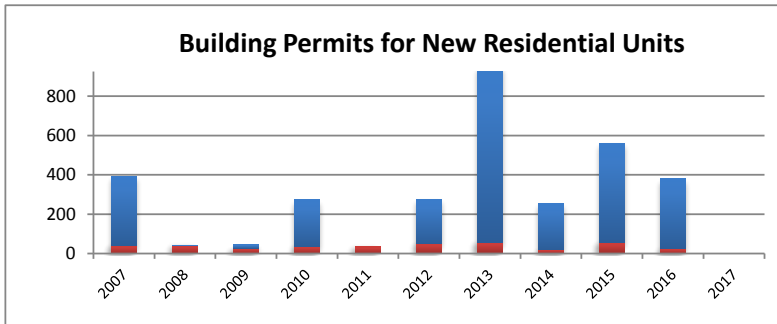
**Median Household Income: \$72,355**  
**Unemployment: 1.9%**

**Median Home Value: \$184,700**

**Male: 43.6%**  
**Female: 56.4%**  
**Median Age: 32.0**

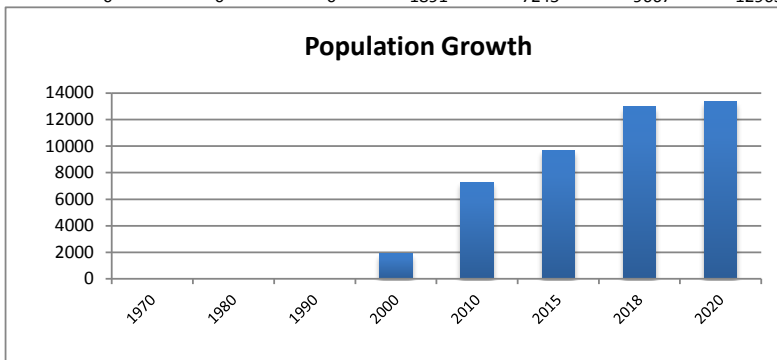
**Bachelor's degree: 34.6%**  
**Graduate or Professional Degree: 20.9%**

Building Permits	2007	2008	2009	2010	2011	2012	2013	2014	2015	2016	2017
Single-Family	39	40	28	37	35	52	58	21	56	26	0
Multi-Family	354	3	18	236	0	225	889	234	504	353	0



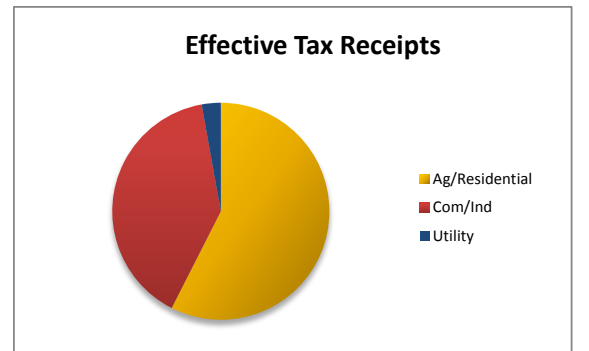

2007 - includes 168 units hotel zoning  
 2013 - includes 708 units hotel zoning

Population	1970	1980	1990	2000	2010	2015	2018	2020
Census Bureau and DCRPC July Estimates	0	0	0	1891	7245	9667	12963	13380



Projected

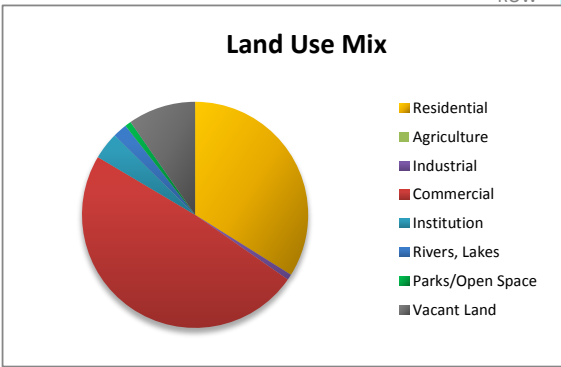
Property Valuation	Residential	Farm	Industrial	Commercial	Public Utility	Util Pers Prop	Grand Total
2016	168932440	0	1344140	89134890	0	7023120	266434590
	63.4%	0.0%	0.5%	33.5%	0.0%	2.6%	



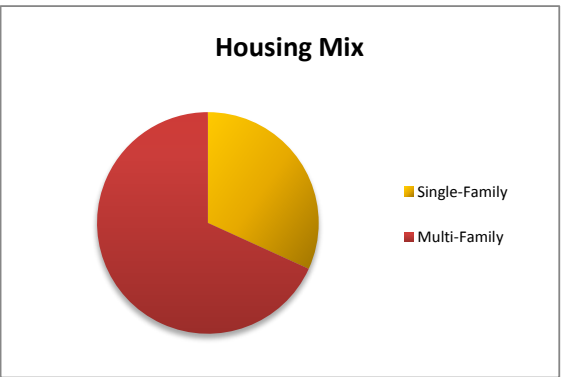
Effective Tax Receipts	Ag/Residential	Com/Ind	Utility	Grand Total
2016	217197	149967	10691	377855
	57.5%	39.7%	2.8%	

Land Use Mix	Residential	Agriculture	Industrial	Commercial	Institution	Rivers, Lakes	Parks/Open S	Vacant Land	Grand Total (no ROW)
2018	622.26	0	14.8	896.65	71.12	37.49	16.3	177.52	1836.14
	34%	0%	1%	49%	4%	2%	1%	10%	

ROW	309.31
Ag Vac	0
Res Vac	11.55
Ind Vac	0
Com Vac	165.97



Housing Mix	Single-Family	Multi-Family	Total
update 2015	1686	3616	5302
	31.8%	68.2%	



Ethnic Mix	2000	2010	Rate	% of tot
White	1683	5455	224%	75%
African-Ameri	67	426	536%	6%
Latino	37	250	576%	3%
Am-Indian	4	5	25%	0%
Asian	79	904	1044%	12%
Other	24	20	-17%	0%
Two or more	34	185	444%	3%
Total	1891	7245	283%	
Calc total	1894	7245		

