

Delaware County

COMMUNITY PROFILE



Dublin City (Delaware County portion)

2014 ACS

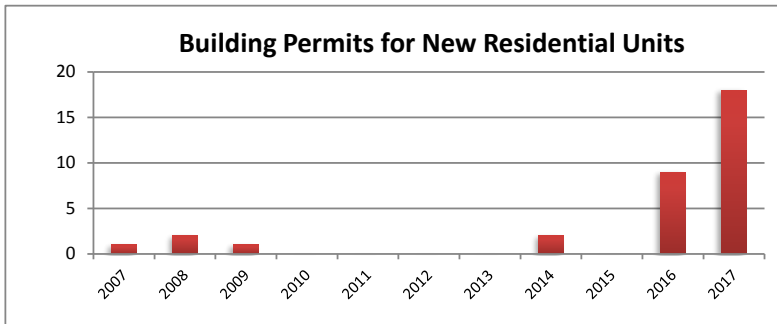
Median Household Income: \$139,559
Unemployment: 2.5%

Median Home Value: \$368,000

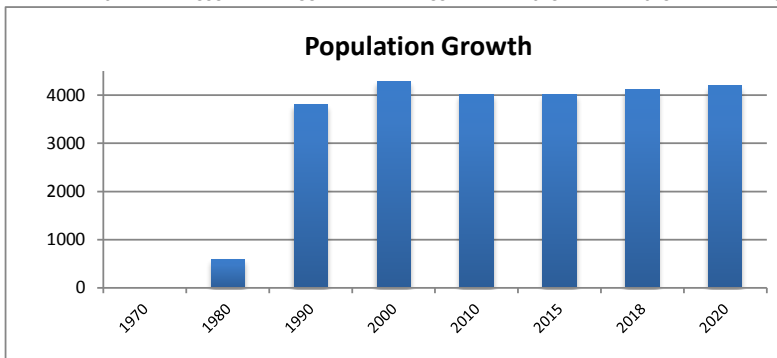
Male: 47.8%
Female: 52.2%
Median Age: 46.7

Bachelor's degree: 49.3%
Graduate or Professional Degree: 25.8%

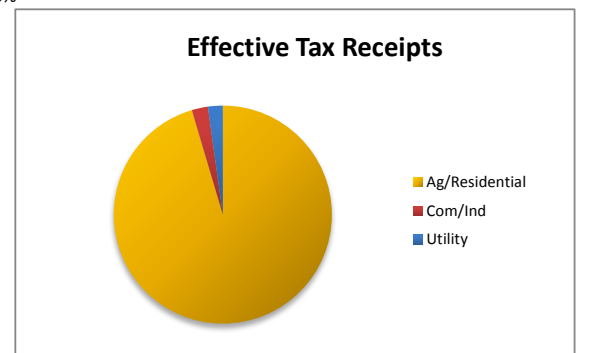

Building Permits	2007	2008	2009	2010	2011	2012	2013	2014	2015	2016	2017
Single-Family	1	2	1	0	0	0	0	2	0	9	18
Multi-Family	0	0	0	0	0	0	0	0	0	0	0



Population	1970	1980	1990	2000	2010	2015	2018	2020
Census Bureau and DCRPC July Estimates	0	595	3811	4283	4018	4018	4115	4195
								Projected



Property Valuation	Residential	Farm	Industrial	Commercial	Public Utility	Util Pers Prop	Grand Total
2016	202120050	0	0	4670800	0	3134990	209925840
	96.3%	0.0%	0.0%	2.2%	0.0%	1.5%	

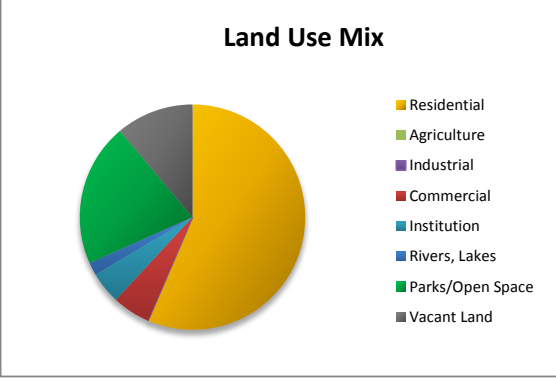


Effective Tax Receipts	Ag/Residential	Com/Ind	Utility	Grand Total
2016	389167	9729	8977	407873
	95.4%	2.4%	2.2%	

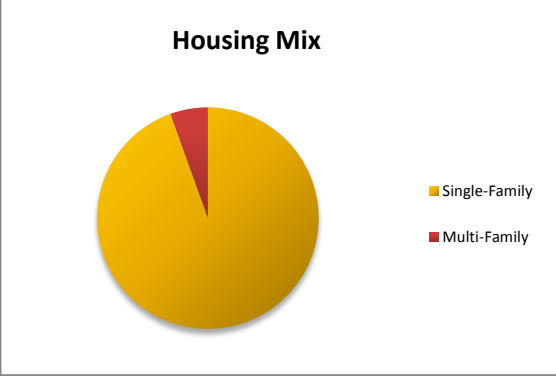
Land Use Mix	Residential	Agriculture	Industrial	Commercial	Institution	Rivers, Lakes	Parks/Open S	Vacant Land	Grand Total	(no ROW)
2018	610.1	0	0	58.95	49.56	19.85	221.81	120.49	1080.76	
	56%	0%	0%	5%	5%	2%	21%	11%		

Ag Vac	0
Res Vac	118.93
Ind Vac	0
Com Vac	1.56

ROW 166.66



Housing Mix	Single-Family	Multi-Family	Total
update 2015	1431	83	1514
	94.5%	5.5%	



Ethnic Mix	2000	2010	Rate	% of tot
White	10586	20618	95%	89%
African-Ameri	312	1095	251%	5%
Latino	113	407	260%	2%
Am-Indian	17	34	100%	0%
Asian	231	863	274%	4%
Other	45	104	131%	0%
Two or more	102	376	269%	2%
Total	11293	23090	104%	
Calc total	11304	23121		

check

