

Delaware County

COMMUNITY PROFILE



Galena Village

2014 ACS

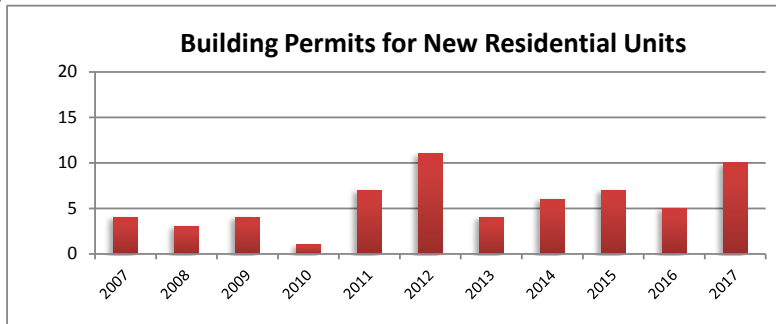
Median Household Income: \$82,321
Unemployment: 3.8%

Median Home Value: \$201,100

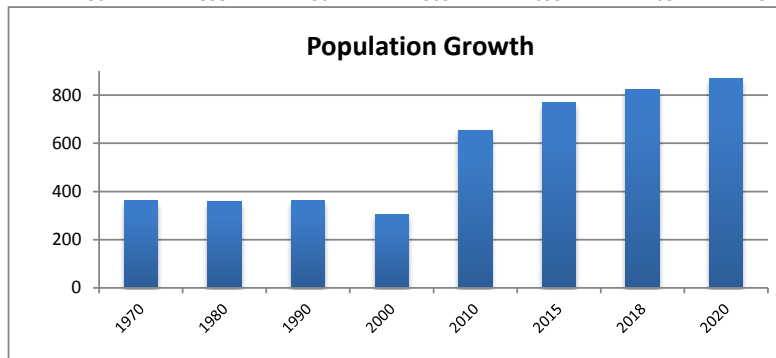
Male: 47.7%
Female: 52.3%
Median Age: 35.6

Bachelor's degree: 29.2%
Graduate or Professional Degree: 9.1%

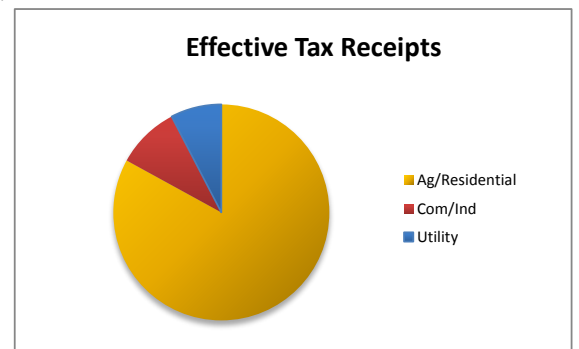

Building Permits	2007	2008	2009	2010	2011	2012	2013	2014	2015	2016	2017
Single-Family	4	3	4	1	7	11	4	6	7	5	10
Multi-Family	0	0	0	0	0	0	0	0	0	0	0



Population	1970	1980	1990	2000	2010	2015	2018	2020
Census Bureau and DCRPC July Estimates	361	358	361	305	653	768	825	868



Property Valuation	Residential	Farm	Industrial	Commercial	Public Utility	Util Pers Prop	Grand Total
2016	18209660	268750	105010	1706310	0	1926970	22216700
	82.0%	1.2%	0.5%	7.7%	0.0%	8.7%	

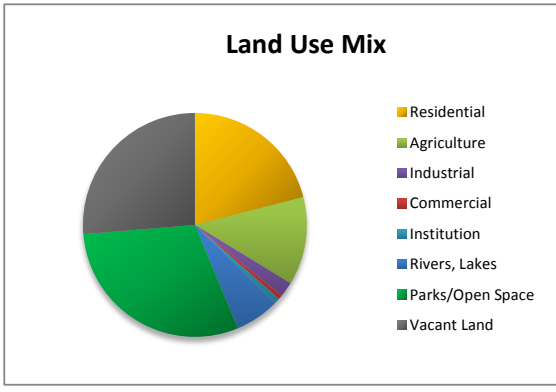


Effective Tax Receipts	Ag/Residential	Com/Ind	Utility	Grand Total
2016	64277	7283	5894	77454
	83.0%	9.4%	7.6%	

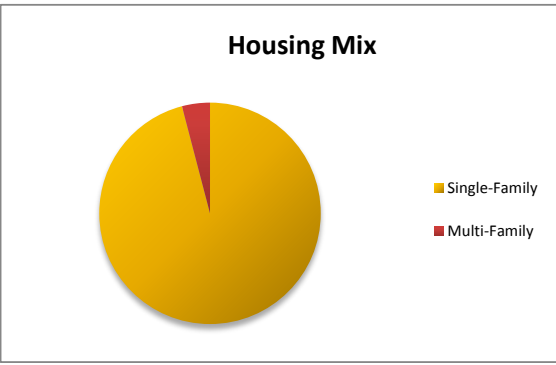
Land Use Mix	Residential	Agriculture	Industrial	Commercial	Institution	Rivers, Lakes	Parks/Open S	Vacant Land	Grand Total (no ROW)
2018	232.39	140.74	23.87	6.97	8.35	71.48	331.45	291.24	1106.49
	21%	13%	2%	1%	1%	6%	30%	26%	

Ag Vac	0
Res Vac	290.95
Ind Vac	0
Com Vac	0.29

ROW 45.13



Housing Mix	Single-Family	Multi-Family	Total
update 2015	259	11	270
	95.9%	4.1%	



Ethnic Mix	2000	2010	Rate	% of tot
White	298	587	97%	90%
African-Ameri	0	17	#DIV/0!	3%
Latino	5	15	200%	2%
Am-Indian	2	3	50%	0%
Asian	0	25	#DIV/0!	4%
Other	0	0	#DIV/0!	0%
Two or more	5	6	20%	1%
Total	305	653	114%	
Calc total	305	653		

