

# Delaware County

## COMMUNITY PROFILE



### Ostrander Village

2014 ACS

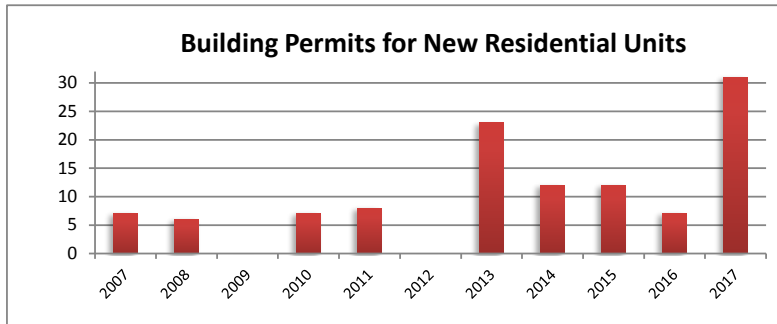
**Median Household Income: \$71,500**  
**Unemployment: 5.8%**

**Median Home Value: \$157,400**

**Male: 53.7%**  
**Female: 46.3%**  
**Median Age: 33.9**

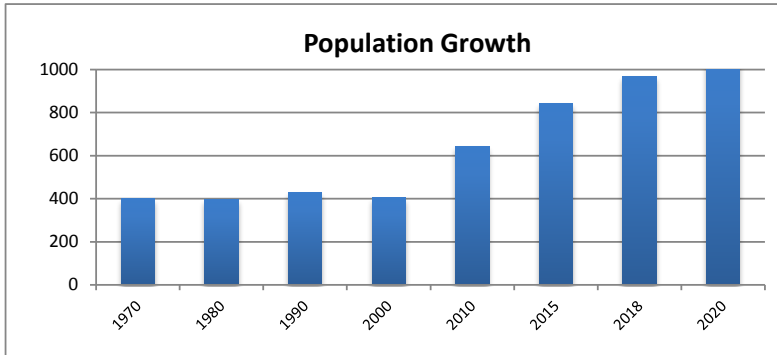
**Bachelor's degree: 21.7%**  
**Graduate or Professional Degree: 5.1%**

Building Permits	2007	2008	2009	2010	2011	2012	2013	2014	2015	2016	2017
Single-Family	7	6	0	7	8	0	23	12	12	7	31
Multi-Family	0	0	0	0	0	0	0	0	0	0	0

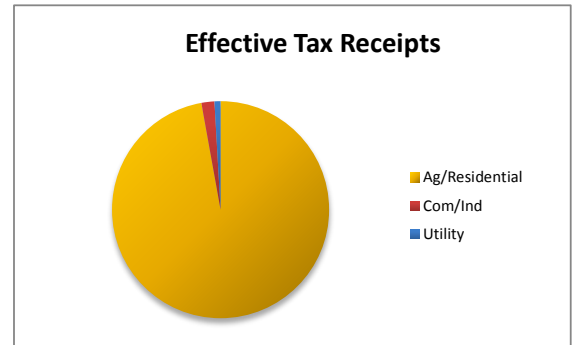
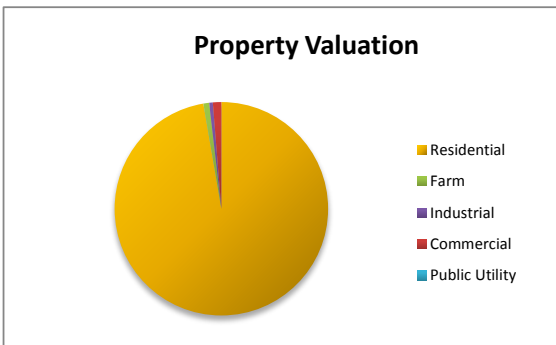


Population	1970	1980	1990	2000	2010	2015	2018	2020
Census Bureau and DCRPC July Estimates	399	397	431	405	643	844	970	1055

2020 Projected



Property Valuation	Residential	Farm	Industrial	Commercial	Public Utility	Util Pers Prop	Grand Total
2016	19593650	177340	109530	257750	0	180810	20319080
	96.4%	0.9%	0.5%	1.3%	0.0%	0.9%	

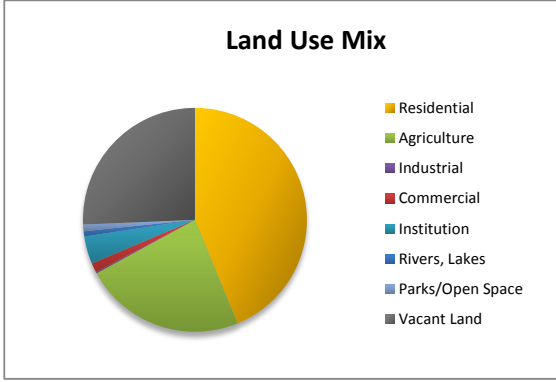


Effective Tax Receipts	Ag/Residential	Com/Ind	Utility	Grand Total
2016	24015	477	223	24715
	97.2%	1.9%	0.9%	

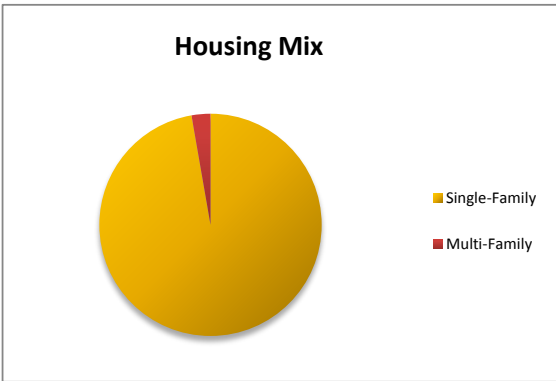
Land Use Mix	Residential	Agriculture	Industrial	Commercial	Institution	Rivers, Lakes	Parks/Open S	Vacant Land	Grand Total (no ROW)
2018	211.77	112.68	0.91	6.64	19.25	3.63	4.68	124.17	483.73
	44%	23%	0%	1%	4%	1%	1%	26%	

Ag Vac	0
Res Vac	122.28
Ind Vac	0
Com Vac	1.89

ROW 54.22



Housing Mix	Single-Family	Multi-Family	Total
update 2015	284	8	292
	97.3%	2.7%	



Ethnic Mix	2000	2010	Rate	% of tot
White	397	619	56%	96%
African-Ameri	1	3	200%	0%
Latino	0	11	#DIV/0!	2%
Am-Indian	1	0	-100%	0%
Asian	0	2	#DIV/0!	0%
Other	0	0	#DIV/0!	0%
Two or more	6	8	33%	1%
Total	405	643	59%	

