

# Delaware County

## COMMUNITY PROFILE

### Shawnee Hills Village



2014 ACS

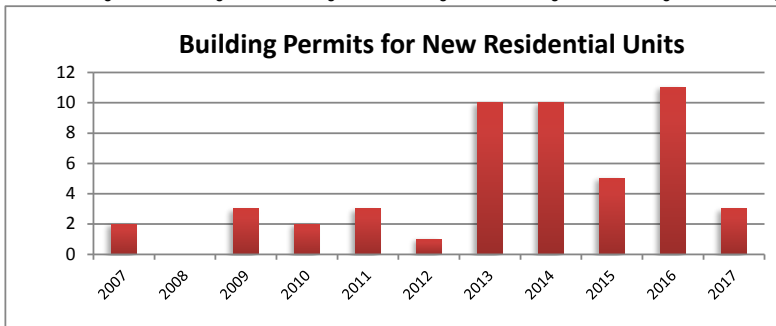
**Median Household Income: \$98,125**  
**Unemployment: 1.9%**

**Median Home Value: \$45,600**

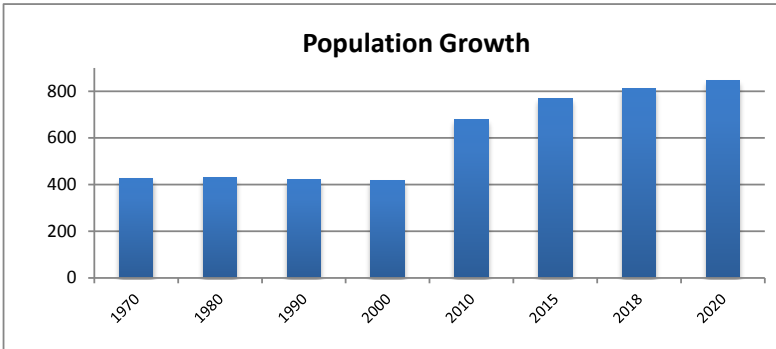
**Male: 48.7%**  
**Female: 51.3%**  
**Median Age: 40.2**

**Bachelor's degree: 2.2%**  
**Graduate or Professional Degree: 1.0%**

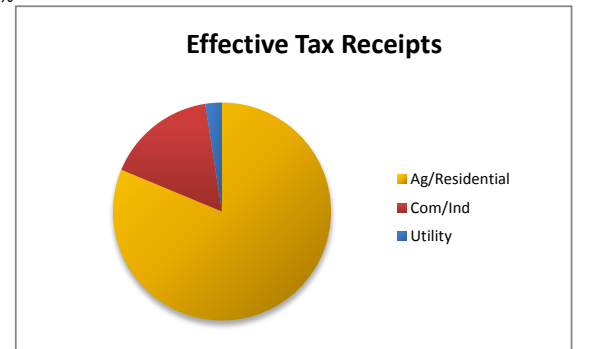
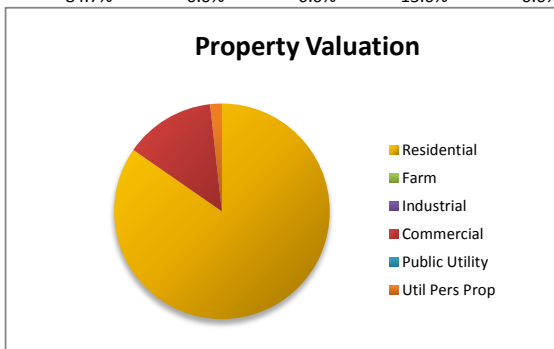
Building Permits	2007	2008	2009	2010	2011	2012	2013	2014	2015	2016	2017
Single-Family	2	0	3	2	3	1	10	10	5	11	3
Multi-Family	0	0	0	0	0	0	0	0	0	0	0



Population	1970	1980	1990	2000	2010	2015	2018	2020
Census Bureau and DCRPC July Estimates	428	430	423	419	681	770	813	847
								Projected



Property Valuation	Residential	Farm	Industrial	Commercial	Public Utility	Util Pers Prop	Grand Total
2016	26358110	0	0	4225020	0	550110	31133240
	84.7%	0.0%	0.0%	13.6%	0.0%	1.8%	

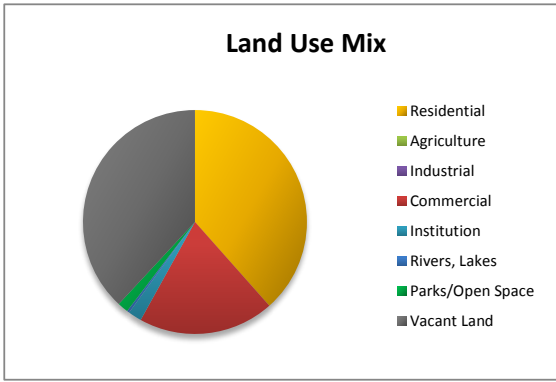


Effective Tax Receipts	Ag/Residential	Com/Ind	Utility	Grand Total
2016	266526	53343	8082	327950
	81.3%	16.3%	2.5%	

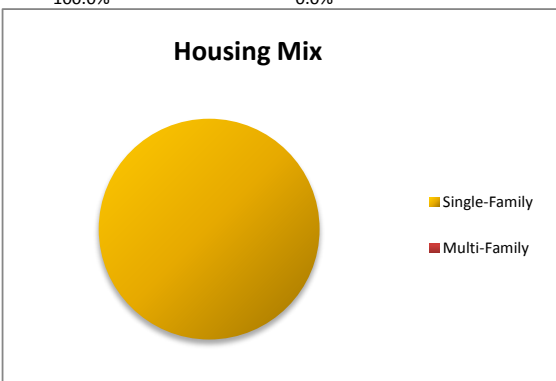
Land Use Mix	Residential	Agriculture	Industrial	Commercial	Institution	Rivers, Lakes	Parks/Open S	Vacant Land	Grand Total	(no ROW)
2018	86.81	0	0	44.31	4.41	0.8	3.5	86.02	225.85	
	38%	0%	0%	20%	2%	0%	2%	38%		

Ag Vac	0
Res Vac	76.2
Ind Vac	0
Com Vac	9.82

ROW 56.27



Housing Mix	Single-Family	Multi-Family	Total
update 2015	315	0	315
	100.0%	0.0%	



Ethnic Mix	2000	2010	Rate	% of tot
White	399	618	55%	91%
African-Ameri	9	17	89%	2%
Latino	8	13	63%	2%
Am-Indian	0	1	#DIV/0!	0%
Asian	6	22	267%	3%
Other	0	1	#DIV/0!	0%
Two or more	5	9	80%	1%
Total	419	681	63%	
Calc total	422	681		

