

Delaware County

COMMUNITY PROFILE



Sunbury Village

2014 ACS

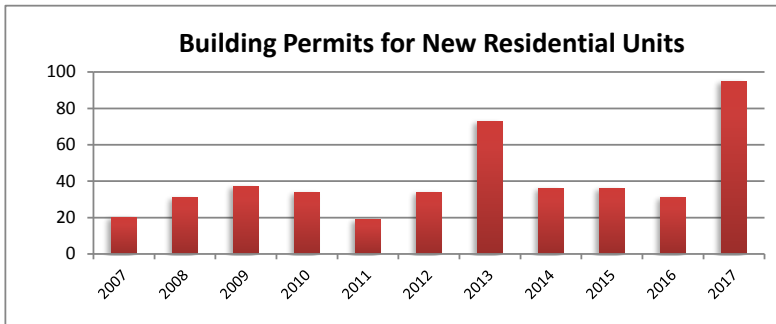
Median Household Income: \$69,882
Unemployment: 1.9%

Median Home Value: \$169,300

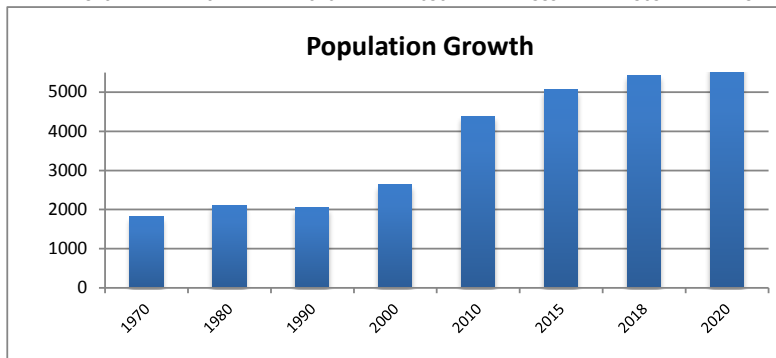
Male: 46.7%
Female: 53.3%
Median Age: 36.8

Bachelor's degree: 28.4%
Graduate or Professional Degree: 12.2%

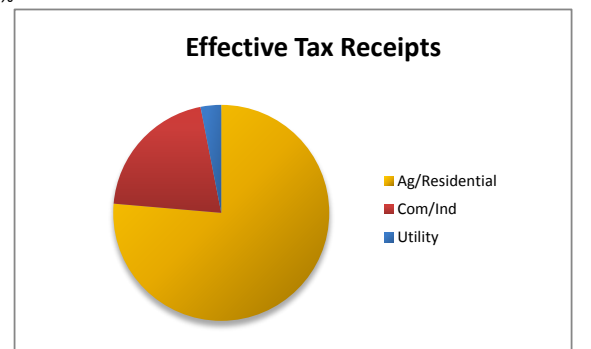
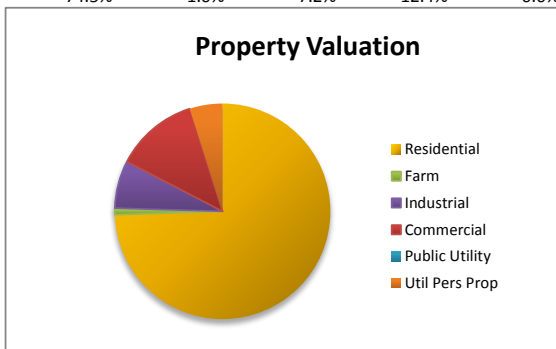
Building Permits	2007	2008	2009	2010	2011	2012	2013	2014	2015	2016	2017
Single-Family	20	31	37	34	19	34	73	36	36	31	95
Multi-Family	0	0	0	0	0	0	0	0	0	0	0



Population	1970	1980	1990	2000	2010	2015	2018	2020
Census Bureau and DCRPC July Estimates	1820	2101	2046	2630	4389	5057	5421	5663



Property Valuation	Residential	Farm	Industrial	Commercial	Public Utility	Util Pers Prop	Grand Total
2016	98672940	1299520	9487000	16445840	0	6552270	132457570
	74.5%	1.0%	7.2%	12.4%	0.0%	4.9%	

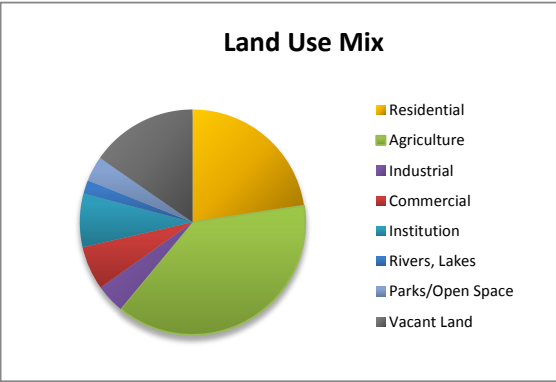


Effective Tax Receipts	Ag/Residential	Com/Ind	Utility	Grand Total
2016	239037	64362	9639	313039
	76.4%	20.6%	3.1%	

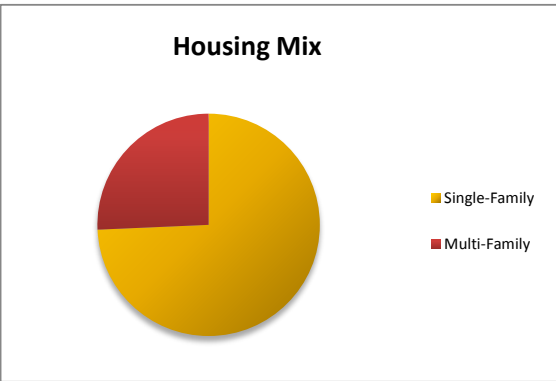
Land Use Mix	Residential	Agriculture	Industrial	Commercial	Institution	Rivers, Lakes	Parks/Open S	Vacant Land	Grand Total (no ROW)
2018	620.69	1051.28	113.93	171.79	210.08	53.25	99.22	420.4	2740.64
	23%	38%	4%	6%	8%	2%	4%	15%	

Ag Vac	0
Res Vac	222.04
Ind Vac	33.82
Com Vac	164.54

ROW 224.9



Housing Mix	Single-Family	Multi-Family	Total
update 2015	1478	511	1989
	74.3%	25.7%	



Ethnic Mix	2000	2010	Rate	% of tot
White	2573	4134	61%	94%
African-Ameri	10	50	400%	1%
Latino	29	75	159%	2%
Am-Indian	10	7	-30%	0%
Asian	7	52	643%	1%
Other	6	7	17%	0%
Two or more	24	64	167%	1%
Total	2630	4389	67%	
Calc total	2635	4389		

