

# Delaware County

## COMMUNITY PROFILE



### Berkshire Township

2014 ACS

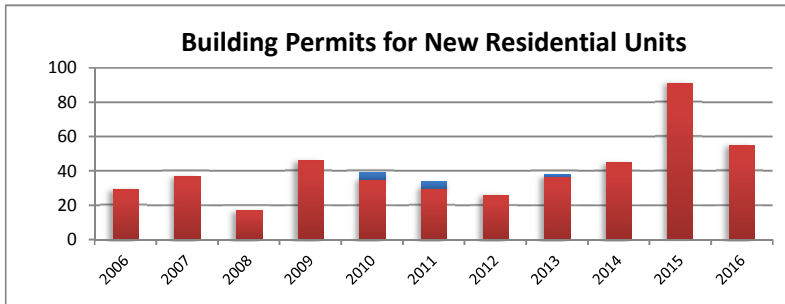
**Median Household Income: \$104,808**  
**Unemployment: 4.5%**

**Median Home Value: \$283,600**

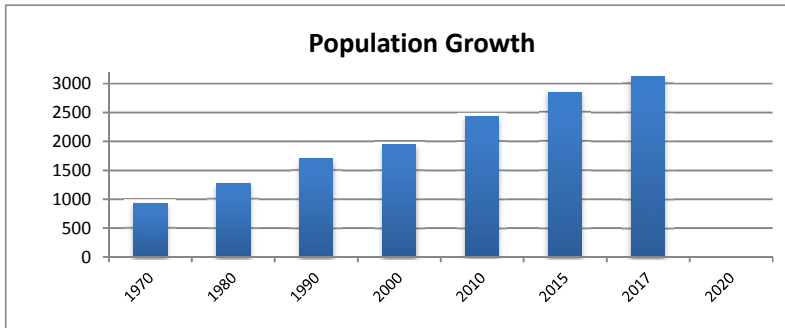
**Male: 49.7%**  
**Female: 50.3%**  
**Median Age: 42.6**

**Bachelor's degree: 32.2%**  
**Graduate or Professional Degree: 15.2%**

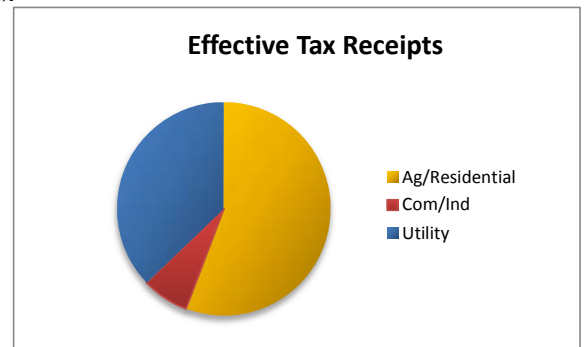

Building Permits	2006	2007	2008	2009	2010	2011	2012	2013	2014	2015	2016
Single-Family	29	37	17	46	35	30	26	37	45	91	55
Multi-Family	0	0	0	0	4	4	0	1	0	0	0



Population	1970	1980	1990	2000	2010	2015	2017	2020
Census Bureau and	927	1272	1713	1946	2428	2853	3124	
DCRPC July Estimates								

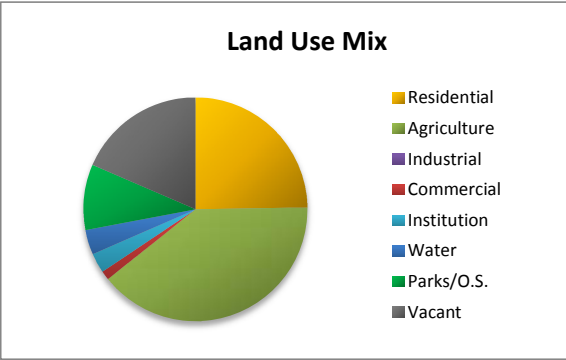


Property Valuation	Residential	Farm	Industrial	Commercial	Public Utility	Util Pers Prop	Grand Total
2016	122303400	8908920	5290	28815020	0	35392400	195425030
	62.6%	4.6%	0.0%	14.7%	0.0%	18.1%	



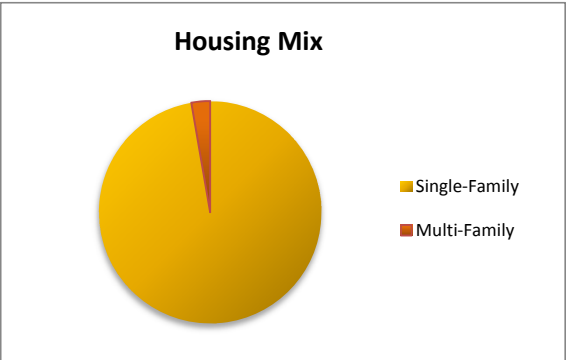
Effective Tax Receipts	Ag/Residential	Com/Ind	Utility	Grand Total
2016	268,685	34,139	179,212	482,036
	55.7%	7.1%	37.2%	

Land Use Mix	Residential	Agriculture	Industrial	Commercial	Institution	Water	Parks/O.S.	Vacant	Calc Total
(incorp. Areas deleted)	2,832	4,526	0	150	329	410	1,086	2,118	11,450
2015	25%	40%	0%	1%	3%	4%	9%	19%	Twp Total
							Ag Vac	45	12,050
						ROW	600	Res Vac	1,833
								Ind Vac	2
								Com Vac	238.82



3,728.81 acres have been annexed from Berkshire Township.

Housing Mix	Single-Family	Multi-Family	Total
update 2015	1041	29	1070
	97.3%	2.7%	



Ethnic Mix	2000	2010	Rate	% of tot
White	1906	2319	22%	96%
African-Ameri	3	21	600%	1%
Latino	9	25	178%	1%
Am-Indian	1	8	700%	0%
Asian	18	24	33%	1%
Other	6	0	-100%	0%
Two or more	12	31	158%	1%
Total	1946	2428	25%	
Calc total	1943	2428		

