

Delaware County

COMMUNITY PROFILE



Berlin Township

2014 ACS

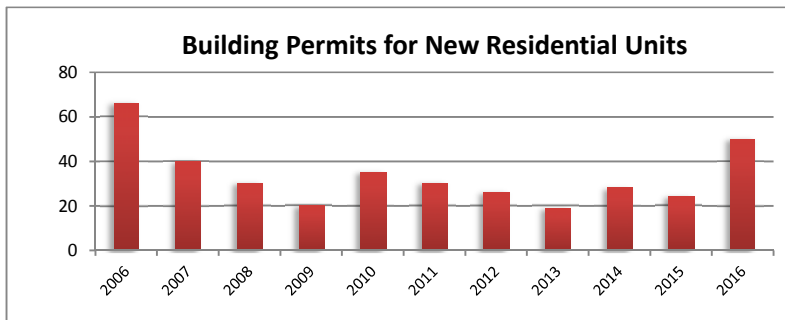
Median Household Income: \$111,761
Unemployment: 1.2%

Median Home Value: \$280,800

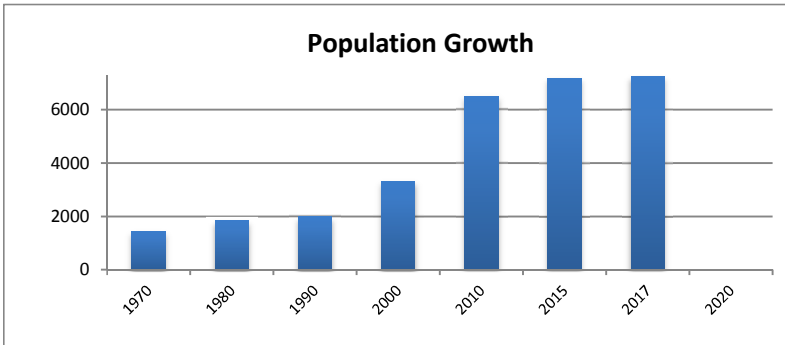
Male: 50%
Female: 50%
Median Age: 37.5

Bachelor's degree: 38.9%
Graduate or Professional Degree: 14.7%

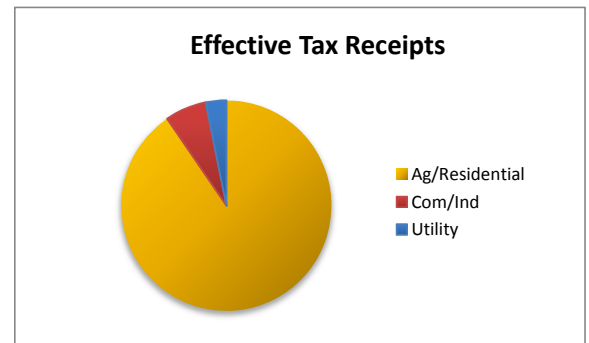

Building Permits	2006	2007	2008	2009	2010	2011	2012	2013	2014	2015	2016
Single-Family	66	40	30	20	35	30	26	19	28	24	50
Multi-Family	0	0	0	0	0	0	0	0	0	0	0



Population	1970	1980	1990	2000	2010	2015	2017	2020
Census Bureau and	1412	1825	1978	3313	6496	7175	7234	
DCRPC July Estimates								



Property Valuation	Residential	Farm	Industrial	Commercial	Public Utility	Util Pers Prop	Grand Total
2016	227023220	6818870	389770	15670080	115240	9225380	259242560
	87.6%	2.6%	0.2%	6.0%	0.0%	3.6%	



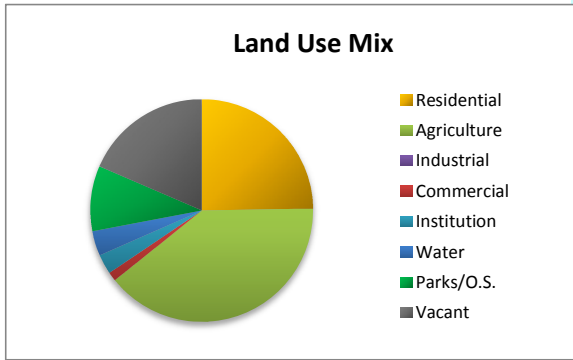
Effective Tax Receipts	Ag/Residential	Com/Ind	Utility	Grand Total
2016	1,120,487	79,058	38,915	1,238,460
	90.5%	6.4%	3.1%	

Land Use Mix	Residential	Agriculture	Industrial	Commercial	Institution	Rivers, Lakes	Parks/Open Sp	Vacant Land	Calc Total	(no ROW)
(incorp. Areas deleted)	3319	3731	12	245	112	2050	2937	2462	14868	
2015	22%	25%	0%	2%	1%	14%	20%	17%	Twp Total	

ROW

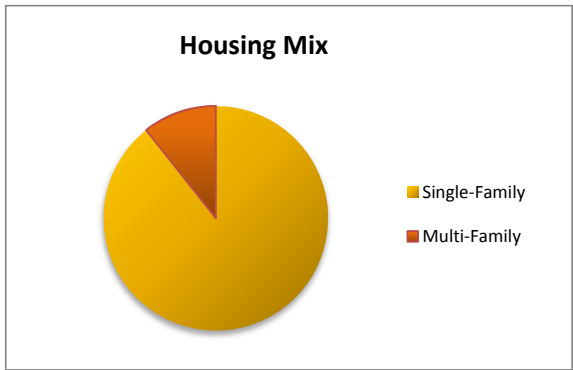
701.85

Ag Vac	187.38	15569.72
Res Vac	2186.35	
Ind Vac	0	
Com Vac	88.47	



1,162.73 acres have been annexed from Berlin Township.

Housing Mix	Single-Family	Multi-Family	Total
update 2015	2005	239	2244
	89.3%	10.7%	



Ethnic Mix	2000	2010	Rate	% of tot
White	3184	5813	83%	89%
African-Ameri	56	170	204%	3%
Latino	16	233	1356%	4%
Am-Indian	7	11	57%	0%
Asian	27	158	485%	2%
Other	9	8	-11%	0%
Two or more	30	103	243%	2%
Total	3313	6496	96%	
Calc total	3299	6496		

