

# Delaware County

## COMMUNITY PROFILE

### Genoa Township



2014 ACS

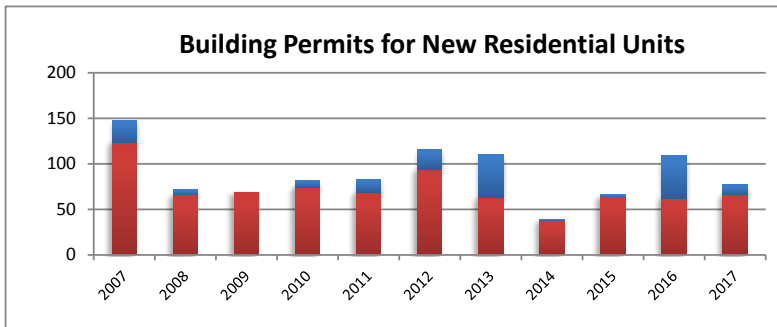
**Median Household Income: \$115,311**  
**Unemployment: 2.3%**

**Median Home Value: \$315,800**

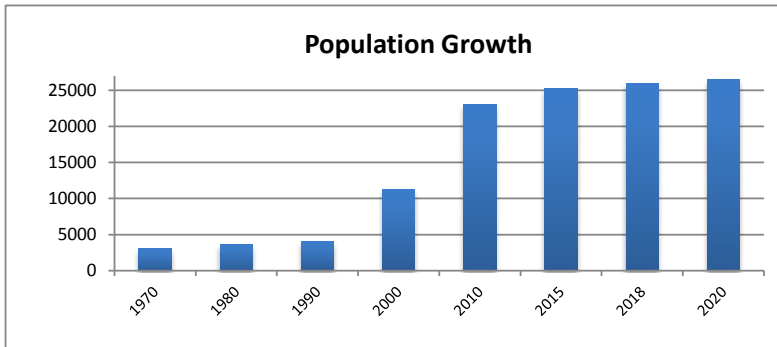
**Male: 49.2%**  
**Female: 50.8%**  
**Median Age: 39.9**

**Bachelor's degree: 44.7%**  
**Graduate or Professional Degree: 21.3%**

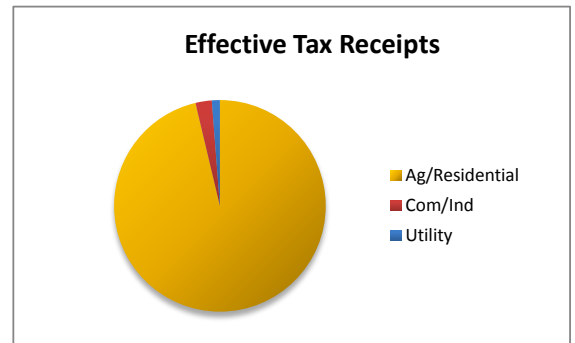
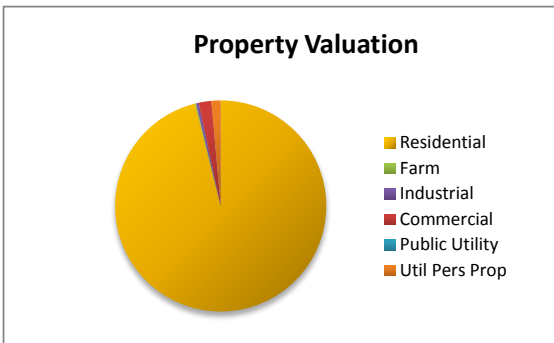
Building Permits	2007	2008	2009	2010	2011	2012	2013	2014	2015	2016	2017
Single-Family	123	66	69	74	69	94	63	38	64	62	66
Multi-Family	25	6	0	8	14	22	47	1	2	47	11



Population	1970	1980	1990	2000	2010	2015	2018	2020
Census Bureau and	3046	3678	4053	11293	23090	25242	25979	26496
DCRPC July Estimates								Projected



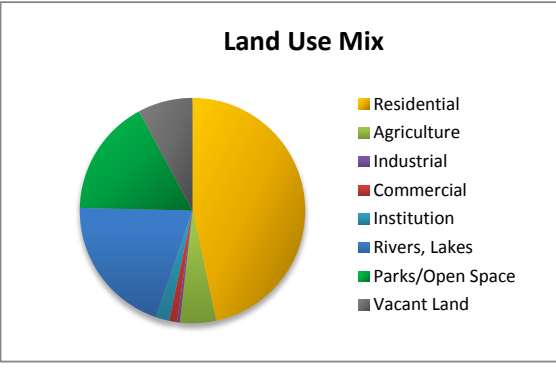
Property Valuation	Residential	Farm	Industrial	Commercial	Public Utility	Util Pers Prop	Grand Total
2016	929215700	1635750	4032510	18683050	0	13645200	967212210
	96.1%	0.2%	0.4%	1.9%	0.0%	1.4%	



Effective Tax Receipts	Ag/Residential	Com/Ind	Utility	Grand Total
2016	12,059,362	311,354	153,465	12,524,180
	96.3%	2.5%	1.2%	

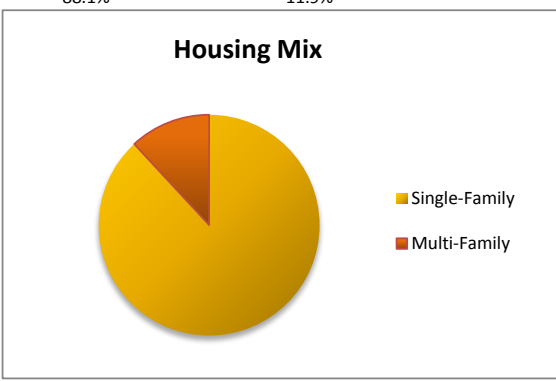
Land Use Mix	Residential	Agriculture	Industrial	Commercial	Institution	Rivers, Lakes	Parks/Open S	Vacant Land	Calc Total	(no ROW)
(incorp. Areas deleted)	5881.66	651.98	48.95	143.84	244.7	2536.09	2115.03	991.72	12613.97	
2018	47%	5%	0%	1%	2%	20%	17%	8%	Twp Total	

ROW	1104.18	13718.15
Ag Vac	5.75	
Res Vac	965.95	
Ind Vac	0	
Com Vac	20.02	



2,092.21 acres have been annexed from Genoa Township.

Housing Mix	Single-Family	Multi-Family	Total
update 2015	7382	994	8376
	88.1%	11.9%	



Ethnic Mix	2000	2010	Rate	% of tot
White	10586	20305	92%	88%
African-Ameri	312	1086	248%	5%
Latino	113	407	260%	2%
Am-Indian	17	33	94%	0%
Asian	231	852	269%	4%
Other	45	40	-11%	0%
Two or more	102	367	260%	2%
Total	11293	23090	104%	
Calc total	11304	23090		

