

# Delaware County

## COMMUNITY PROFILE



### Kingston Township

2014 ACS

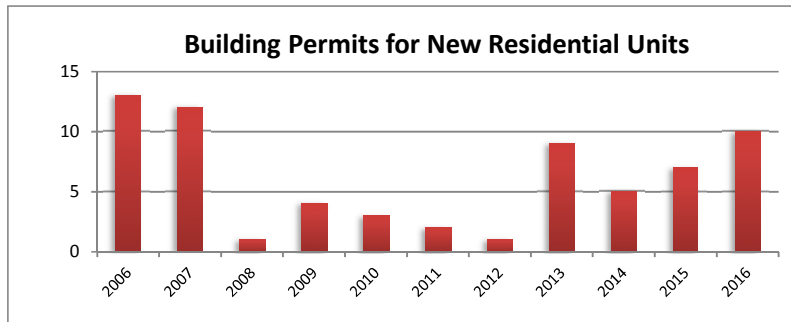
**Median Household Income: \$90,850**  
**Unemployment: 1.1%**

**Median Home Value: \$262,600**

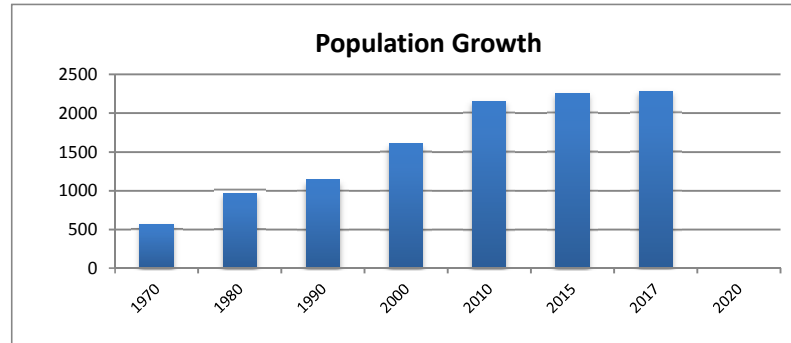
**Male: 49.4%**  
**Female: 50.6%**  
**Median Age: 43**

**Bachelor's degree: 21.1%**  
**Graduate or Professional Degree: 7.9%**

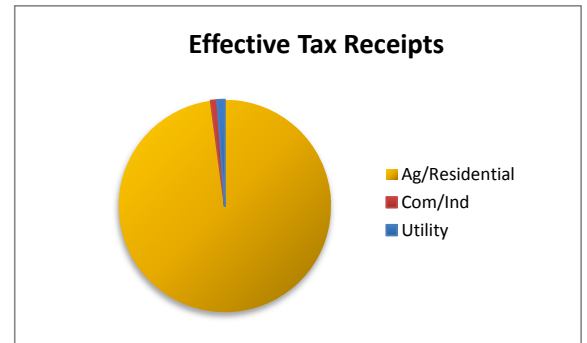
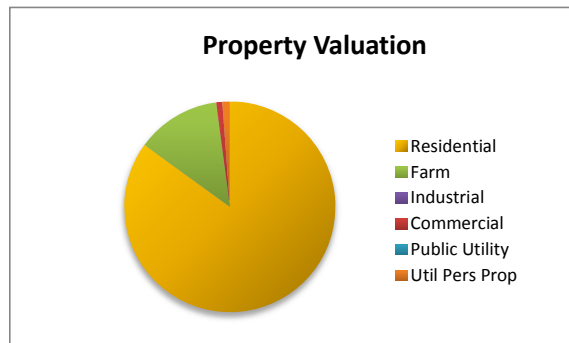
Building Permits	2006	2007	2008	2009	2010	2011	2012	2013	2014	2015	2016
Single-Family	13	12	1	4	3	2	1	9	5	7	10
Multi-Family	0	0	0	0	0	0	0	0	0	0	0



Population	1970	1980	1990	2000	2010	2015	2017	2020
Census Bureau and DCRPC July Estimates	567	959	1136	1603	2156	2255	2281	

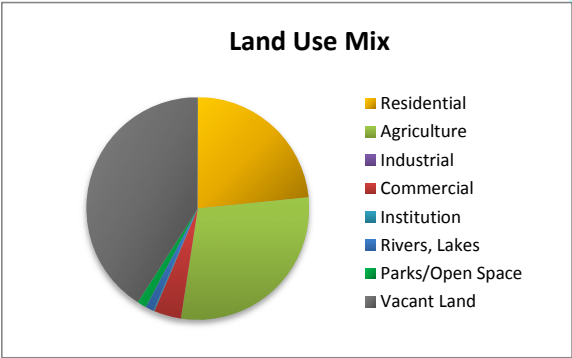


Property Valuation	Residential	Farm	Industrial	Commercial	Public Utility	Util Pers Prop	Grand Total
2016	64682650	9813240	0	715000	0	885770	76096660
	85.0%	12.9%	0.0%	0.9%	0.0%	1.2%	

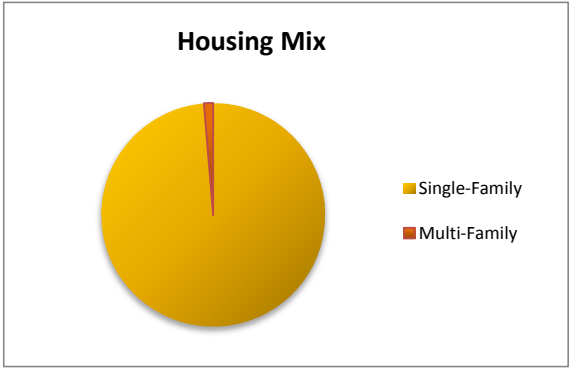


Effective Tax Receipts	Ag/Residential	Com/Ind	Utility	Grand Total
2016	168,510	1,702	1,990	172,203
	97.9%	1.0%	1.2%	

Land Use Mix	Residential	Agriculture	Industrial	Commercial	Institution	Rivers, Lakes	Parks/Open Sp	Vacant Land	Calc Total	(no ROW)
(incorp. Areas deleted)	3447.88	4280.67	0	582.86	23.15	179.5	195.69	6038.02	14747.77	
2015	23%	29%	0%	4%	0%	1%	1%	41%	Twp Total	
								Ag Vac	4263.59	15252.05
								Res Vac	1774.43	
								Ind Vac	0	
								Com Vac	0	
								ROW	504.28	



Housing Mix	Single-Family	Multi-Family	Total
update 2015	740	10	750
	98.7%	1.3%	



Ethnic Mix	2000	2010	Rate	% of tot
White	1577	2078	32%	96%
African-Ameri	7	7	0%	0%
Latino	1	27	2600%	1%
Am-Indian	2	2	0%	0%
Asian	7	17	143%	1%
Other	1	3	200%	0%
Two or more	9	22	144%	1%
Total	1603	2156	34%	
Calc total	1595	2156		

