

Delaware County

COMMUNITY PROFILE

Marlboro Township



2014 ACS

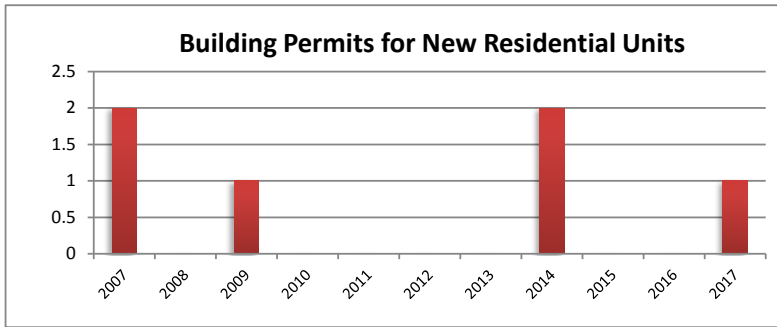
Median Household Income: \$75,469
Unemployment: 0.0%

Median Home Value: \$191,700

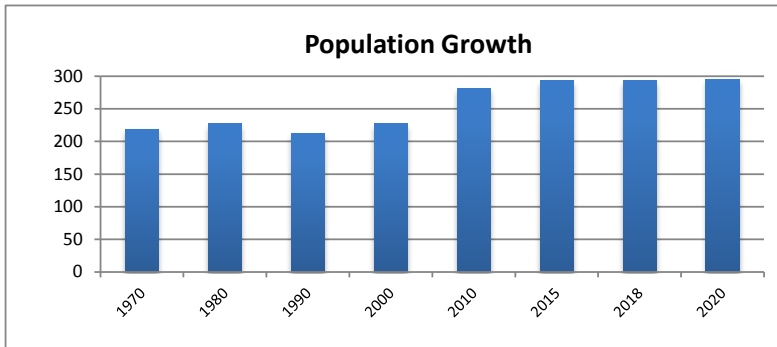
Male: 40%
Female: 60%
Median Age: 43.7

Bachelor's degree: 21.2%
Graduate or Professional Degree: 18.2%

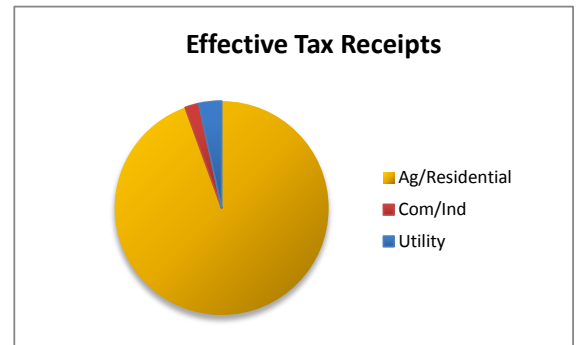
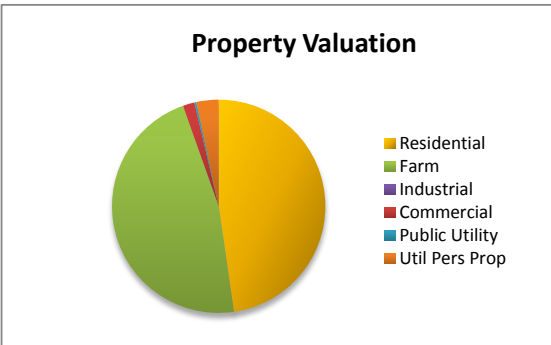
Building Permits	2007	2008	2009	2010	2011	2012	2013	2014	2015	2016	2017
Single-Family	2	0	1	0	0	0	0	2	0	0	1
Multi-Family	0	0	0	0	0	0	0	0	0	0	0



Population	1970	1980	1990	2000	2010	2015	2018	2020
Census Bureau and DCRPC July Estimates	219	227	213	227	281	293	293	295

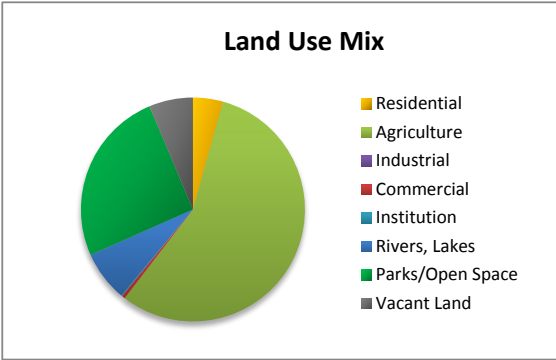


Property Valuation	Residential	Farm	Industrial	Commercial	Public Utility	Util Pers Prc	Grand Total
2016	6204540	6096100	0	229770	37440	438470	13006320
	47.7%	46.9%	0.0%	1.8%	0.3%	3.4%	

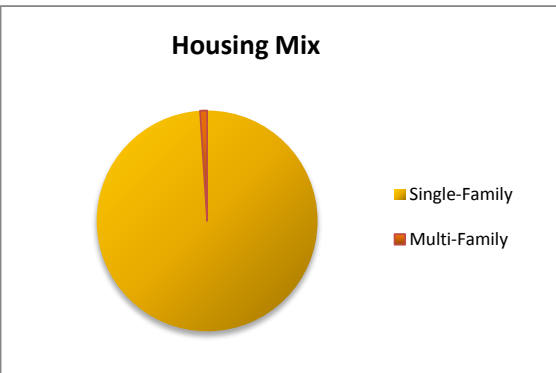


Effective Tax Receipts	Ag/Residential	Com/Ind	Utility	Grand Total
2016	28,135	625	1,024	29,784
	94.5%	2.1%	3.4%	

Land Use Mix	Residential	Agriculture	Industrial	Commercial	Institution	Rivers, Lake:	Parks/Open	Vacant Land	Calc Total	(no ROW)
(incorp. Areas deleted)	325.58	4184.76	0	36.43	9.54	545.56	1888.58	473.82	7464.27	
2018	4%	56%	0%	0%	0%	7%	25%	6%	Twp Total	
								Ag Vac	329.03	7710.33
								Res Vac	144.01	
								Ind Vac	0	
								Com Vac	0.78	
								ROW	246.06	



Housing Mix	Single-Family	Multi-Family	Total
update 2015	96	1	97
	99.0%	1.0%	



Ethnic Mix	2000	2010	Rate	% of tot
White	222	278	25%	99%
African-Am	0	0	#DIV/0!	0%
Latino	0	0	#DIV/0!	0%
Am-Indian	2	1	-50%	0%
Asian	1	0	-100%	0%
Other	0	0	#DIV/0!	0%
Two or mo	2	2	0%	1%
Total	227	281	24%	

