

Delaware County

COMMUNITY PROFILE

Radnor Township



2014 ACS

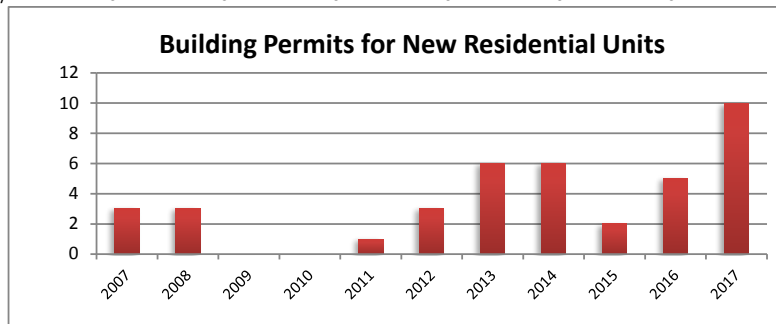
Median Household Income: \$63,966
Unemployment: 2.5%

Median Home Value: \$192,500

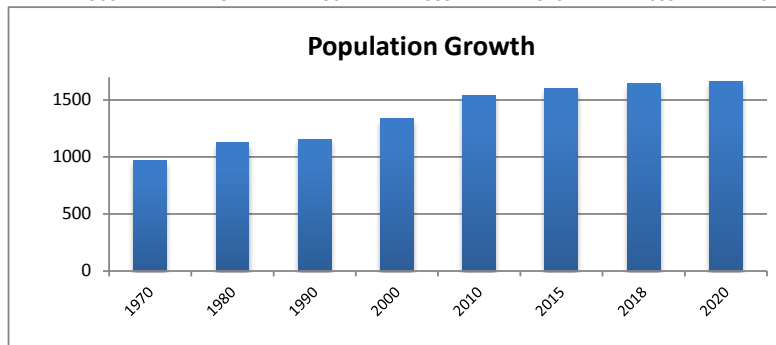
Male: 51.1%
Female: 48.9%
Median Age: 49

Bachelor's degree: 5.2%
Graduate or Professional Degree: 8.3%

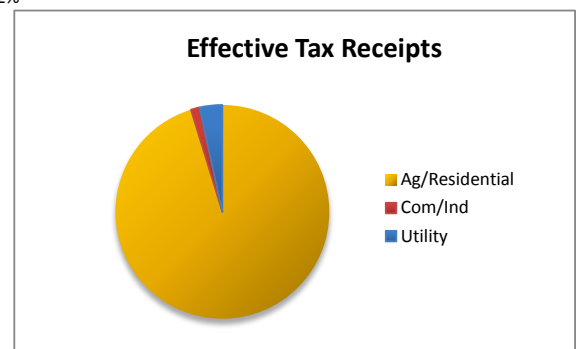
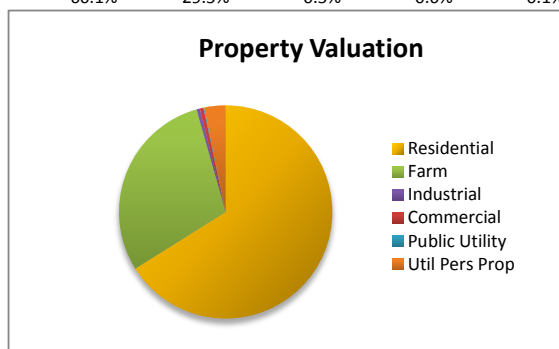
Building Permits	2007	2008	2009	2010	2011	2012	2013	2014	2015	2016	2017
Single-Family	3	3	0	0	1	3	6	6	2	5	10
Multi-Family	0	0	0	0	0	0	0	0	0	0	0



Population	1970	1980	1990	2000	2010	2015	2018	2020
Census Bureau and	966	1123	1156	1335	1540	1603	1643	1665
DCRPC July Estimates								Projected

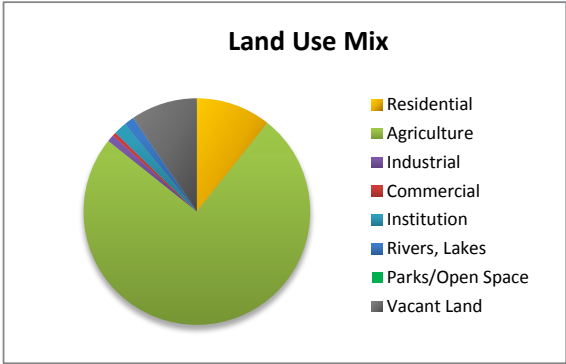


Property Valuation	Residential	Farm	Industrial	Commercial	Public Utility	Util Pers Prop	Grand Total
2016	41209300	18406750	306510	353370	70630	2016570	62363130
	66.1%	29.5%	0.5%	0.6%	0.1%	3.2%	

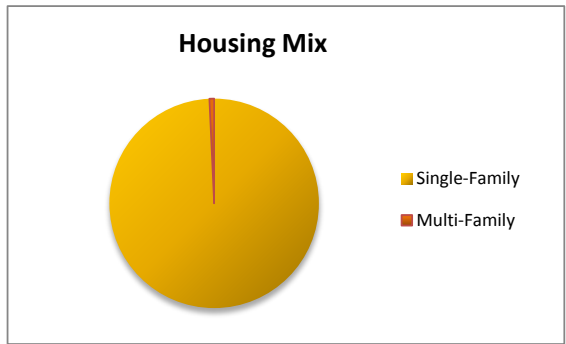


Effective Tax Receipts	Ag/Residential	Com/Ind	Utility	Grand Total
2016	383,402	5,369	13,763	402,533
	95.2%	1.3%	3.4%	

Land Use Mix	Residential	Agriculture	Industrial	Commercial	Institution	Rivers, Lakes	Parks/Open S	Vacant Land	Calc Total	(no ROW)
(incorp. Areas deleted)	2090.4	14640.51	193.93	99.65	359.2	280.2	0	1854.76	19518.65	
2009	11%	75%	1%	1%	2%	1%	0%	10%	Twp Total	
								Ag Vac	521.77	19975.25
								Res Vac	1322.75	
								Ind Vac	0	
								Com Vac	10.24	
								ROW	456.6	



Housing Mix	Single-Family	Multi-Family	Total
update 2015	547	4	551
	99.3%	0.7%	



Ethnic Mix	2000	2010	Rate	% of tot
White	1317	1496	14%	97%
African-Ameri	8	5	-38%	0%
Latino	5	15	200%	1%
Am-Indian	4	0	-100%	0%
Asian	4	4	0%	0%
Other	0	0	#DIV/0!	0%
Two or more	2	20	900%	1%
Total	1335	1540	15%	
Calc total	1338	1540		

