

# Delaware County

## COMMUNITY PROFILE

### Thompson Township



2014 ACS

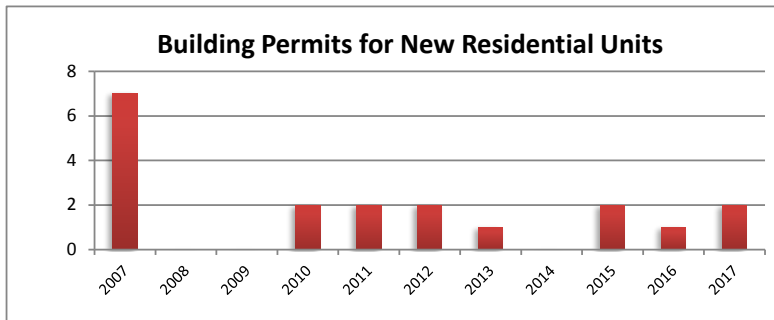
**Median Household Income: \$59,896**  
**Unemployment: 0%**

**Median Home Value: \$165,300**

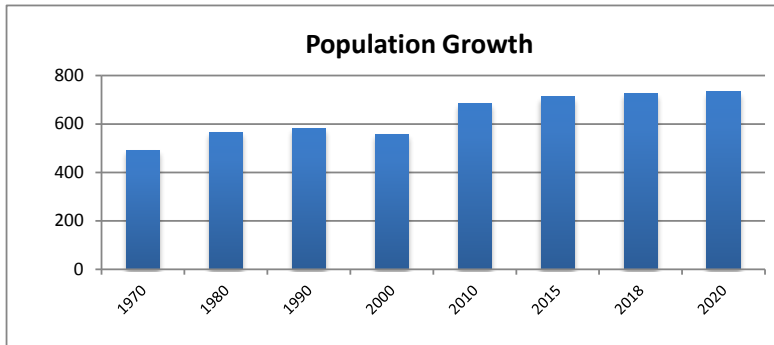
**Male: 46.4%**  
**Female: 53.6%**  
**Median Age: 49.0**

**Bachelor's degree: 18.8%**  
**Graduate or Professional Degree: 5.9%**

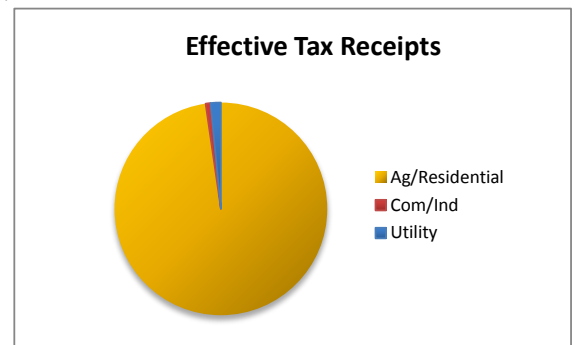
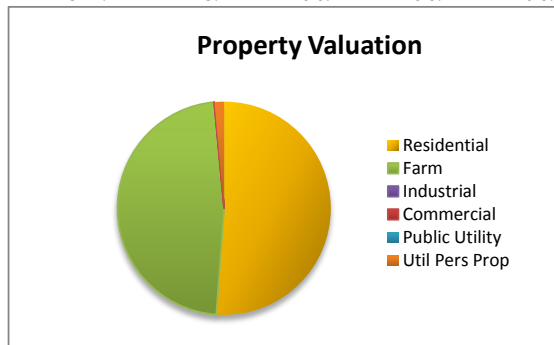
Building Permits	2007	2008	2009	2010	2011	2012	2013	2014	2015	2016	2017
Single-Family	7	0	0	2	2	2	1	0	2	1	2
Multi-Family	0	0	0	0	0	0	0	0	0	0	0



Population	1970	1980	1990	2000	2010	2015	2018	2020
Census Bureau and	492	566	582	558	684	712	725	733
DCRPC July Estimates								Projected

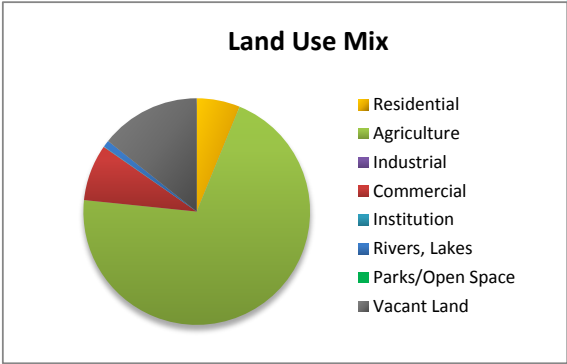


Property Valuation	Residential	Farm	Industrial	Commercial	Public Utility	Util Pers Prop	Grand Total
2016	13485460	12473280	0	9780	0	383420	26351940
	51.2%	47.3%	0.0%	0.0%	0.0%	1.5%	

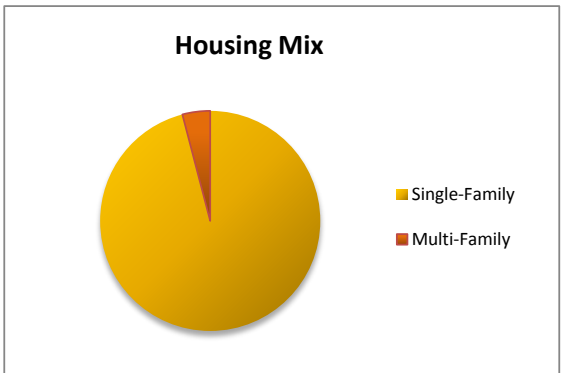


Effective Tax Receipts	Ag/Residential	Com/Ind	Utility	Grand Total
2016	87,413	675	1,383	89,471
	97.7%	0.8%	1.5%	

Land Use Mix	Residential	Agriculture	Industrial	Commercial	Institution	Rivers, Lakes	Parks/Open S	Vacant Land	Calc Total	(no ROW)
(incorp. Areas deleted)	786.88	8968.2	0	1024.5	9.27	121.89	0	1820.64	12731.38	
2018	6%	70%	0%	8%	0%	1%	0%	14%	Twp Total	
								Ag Vac	547.36	12987.21
								Res Vac	1273.28	
								Ind Vac	0	
								Com Vac	0	
								ROW	255.83	



Housing Mix	Single-Family	Multi-Family	Total
update 2015	212	9	221
	95.9%	4.1%	



Ethnic Mix	2000	2010	Rate	% of tot
White	545	663	22%	97%
African-Ameri	6	7	17%	1%
Latino	1	11	1000%	2%
Am-Indian	0	0	#DIV/0!	0%
Asian	0	0	#DIV/0!	0%
Other	0	0	#DIV/0!	0%
Two or more	0	3	#DIV/0!	0%
Total	558	684	23%	
Calc total	552	684		

