

Delaware County

COMMUNITY PROFILE



Trenton Township

2014 ACS

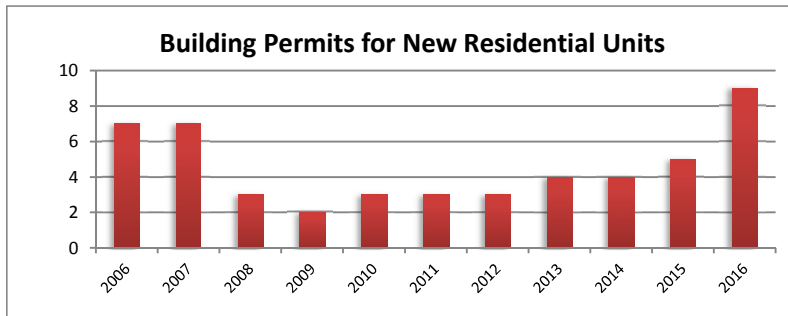
Median Household Income: \$81,500
Unemployment: 1.5%

Median Home Value: \$262,500

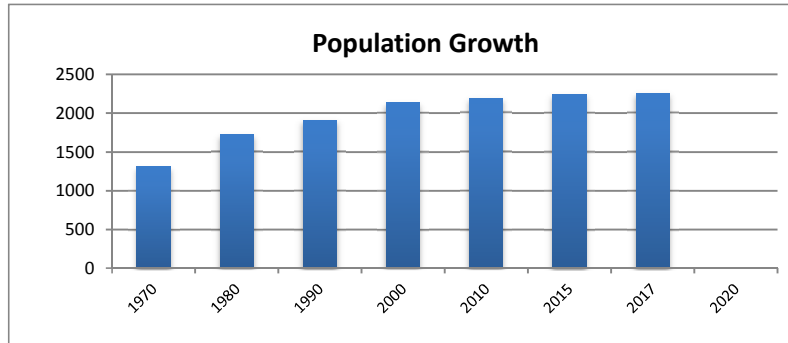
Male: 44.8%
Female: 55.2%
Median Age: 43.1

Bachelor's degree: 25.3%
Graduate or Professional Degree: 10.1%

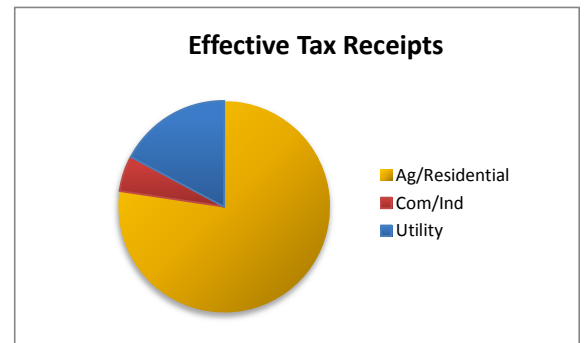
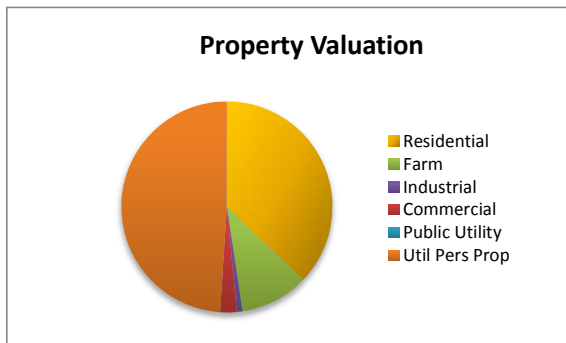
Building Permits	2006	2007	2008	2009	2010	2011	2012	2013	2014	2015	2016
Single-Family	7	7	3	2	3	3	3	4	4	5	9
Multi-Family	0	0	0	0	0	0	0	0	0	0	0



Population	1970	1980	1990	2000	2010	2015	2017	2020
Census Bureau and DCRPC July Estimates	1312	1722	1906	2137	2190	2239	2254	



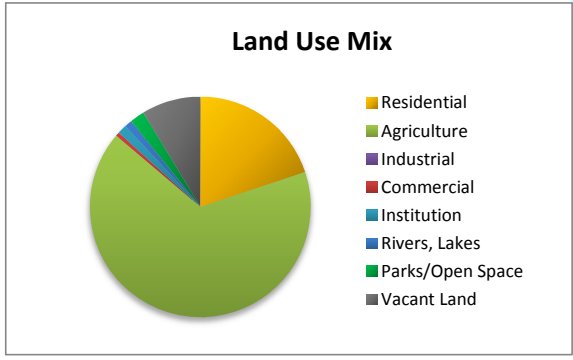
Property Valuation	Residential	Farm	Industrial	Commercial	Public Utility	Util Pers Prop	Grand Total
2016	58402950	16439990	1402980	3899680	0	76988330	157133930
	37.2%	10.5%	0.9%	2.5%	0.0%	49.0%	



Effective Tax Receipts	Ag/Residential	Com/Ind	Utility	Grand Total
2016	185,940	12,993	41,353	240,286
	77.4%	5.4%	17.2%	

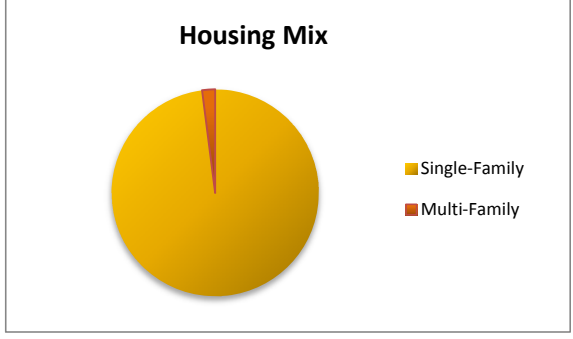
Land Use Mix	Residential	Agriculture	Industrial	Commercial	Institution	Rivers, Lakes	Parks/Open Sp	Vacant Land	Calc Total	(no ROW)
(incorp. Areas deleted)	3305.06	11015.23	0	92.96	223.76	181.07	360.1	1439.37	16617.55	
2015	20%	66%	0%	1%	1%	1%	2%	9%	Twp Total	
								Ag Vac	362.26	16990.44
								Res Vac	1019.15	
								Ind Vac	46.25	
								Com Vac	11.71	

ROW 372.89



31.80 acres have been annexed from Trenton Township.

Housing Mix	Single-Family	Multi-Family	Total
update 2015	724	15	739
	98.0%	2.0%	



Ethnic Mix	2000	2010	Rate	% of tot
White	2112	2116	0%	97%
African-Ameri	7	25	257%	1%
Latino	6	18	200%	1%
Am-Indian	3	1	-67%	0%
Asian	2	7	250%	0%
Other	4	2	-50%	0%
Two or more	9	21	133%	1%
Total	2137	2190	2%	
Calc total	2134	2190		

